

Guardian Handbook for Student Success at HMS



Presentation Outline

1. How to access [Parent Access](#)
2. How to access [Google Classroom](#) with your student
3. How to access [Outlook](#) (student email)

Any email, computer, or
device issues contact...
parentsupport@ebnet.org

Parent Access on Genesis



LOG INTO PARENT ACCESS

parents.ebnet.org

← → ↻ 🔒 parents.ebnet.org/genesis/sis/view?gohome=true 🔍 ☆ 👤 Update ⋮



East Brunswick School District

Parent Access

User Name:

Password:

Login

****Your child can log into Parent Access with their own accounts, you do not need to share your log in with them.****

Please Note: Internet Explorer will not work properly with Parent Access. Please use another Web Browser, such as Firefox, Chrome, Safari, etc.

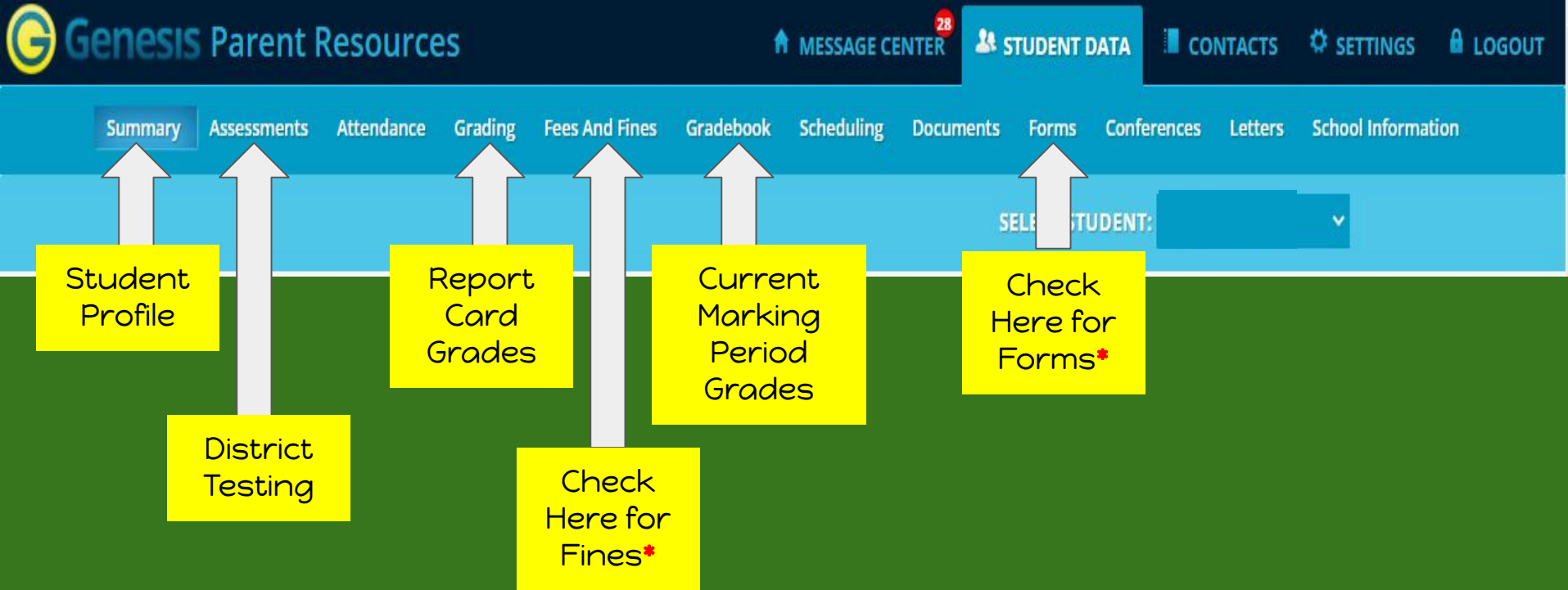
If you have forgotten your password, please contact

lgudzak@ebnet.org or cgregory@ebnet.org

Select Language



Tabs of Student Home Page



* You will not be able to see grades if there are outstanding fines or forms.

How to see an overview of your student's assignments

1. By clicking on LIST ASSIGNMENTS, you will see an overview of all your student's assignments.
2. This is a way for you to view all assignments for each subject.

How to see individual course assignments

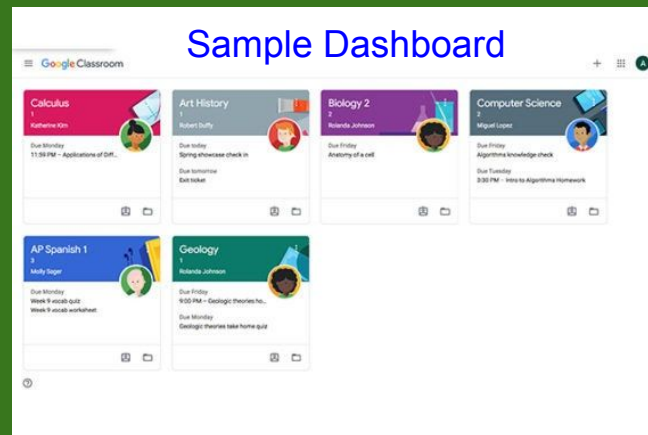
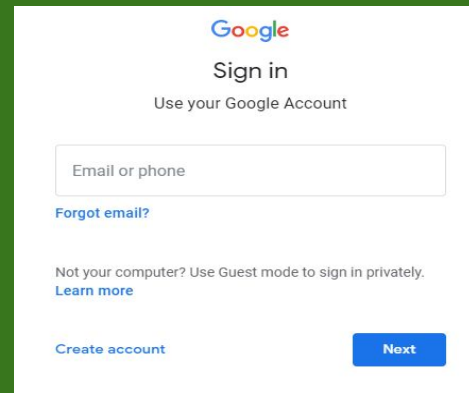
1. By clicking on COURSE SUMMARY, you will see all assignments for an individual course.
2. To view an individual course, you need to choose the course using the dropdown menu.

Google Classroom



How to View Google Classroom with Your Student

1. Sit with your student and have them sign into their school Google Classroom Account.
2. When signed in, your student will see all of their classes.

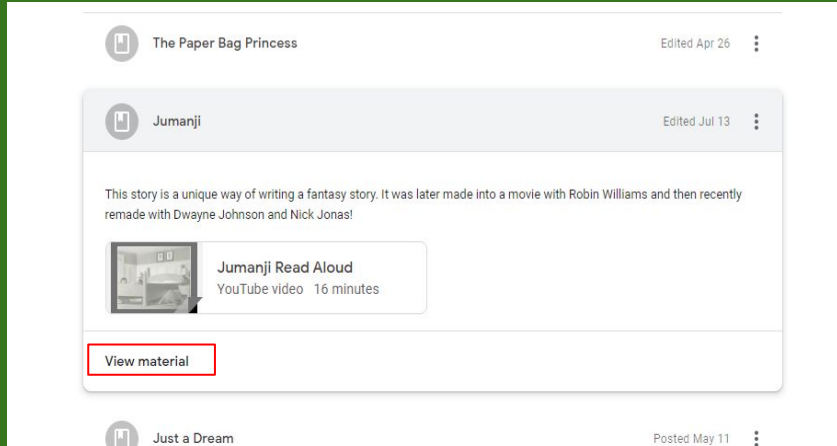


How to Help Your Student View Assignments

Stream

Classwork

People



The Paper Bag Princess Edited Apr 26

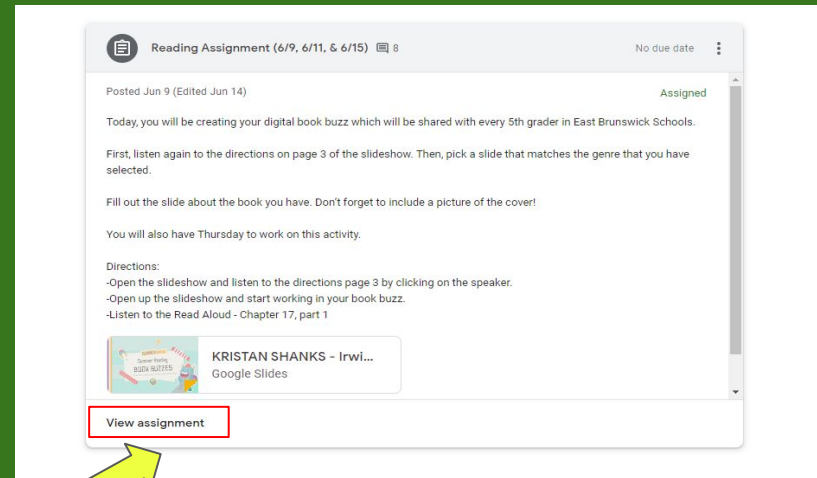
Jumanji Edited Jul 13

This story is a unique way of writing a fantasy story. It was later made into a movie with Robin Williams and then recently remade with Dwayne Johnson and Nick Jonas!

Jumanji Read Aloud
YouTube video 16 minutes

View material

Just a Dream Posted May 11



Reading Assignment (6/9, 6/11, & 6/15) 8 No due date

Posted Jun 9 (Edited Jun 14) Assigned

Today, you will be creating your digital book buzz which will be shared with every 5th grader in East Brunswick Schools.

First, listen again to the directions on page 3 of the slideshow. Then, pick a slide that matches the genre that you have selected.

Fill out the slide about the book you have. Don't forget to include a picture of the cover!

You will also have Thursday to work on this activity.

Directions:
-Open the slideshow and listen to the directions page 3 by clicking on the speaker.
-Open up the slideshow and start working in your book buzz.
-Listen to the Read Aloud - Chapter 17, part 1

KRISTAN SHANKS - Irwi...
Google Slides

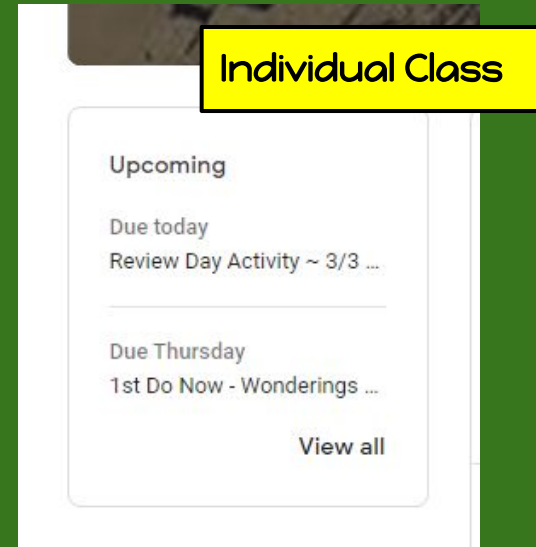
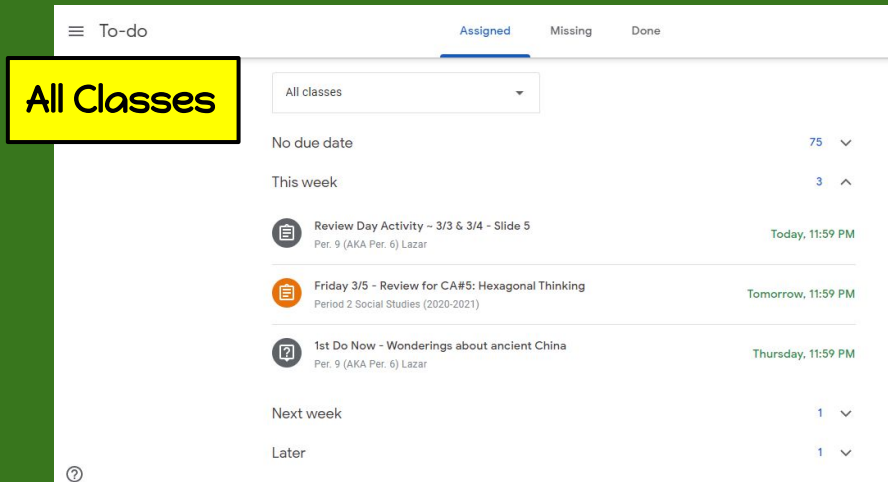
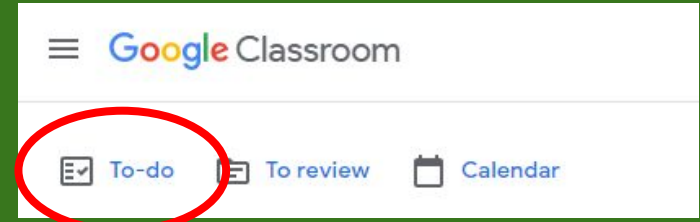
View assignment

1. Choose a class.
2. Click Classwork.
3. Find the day's assignment.
4. Click 'View Assignment' to open the assignment.

Tip: Sometimes there is more than one thing to do, so make sure to read directions.

How to Locate Assignments Missed/Completed

1. When in Google Classroom, click on 'To-do' tab
2. Students can view the To-do for all classes or an individual class



Your Student's Outlook Email

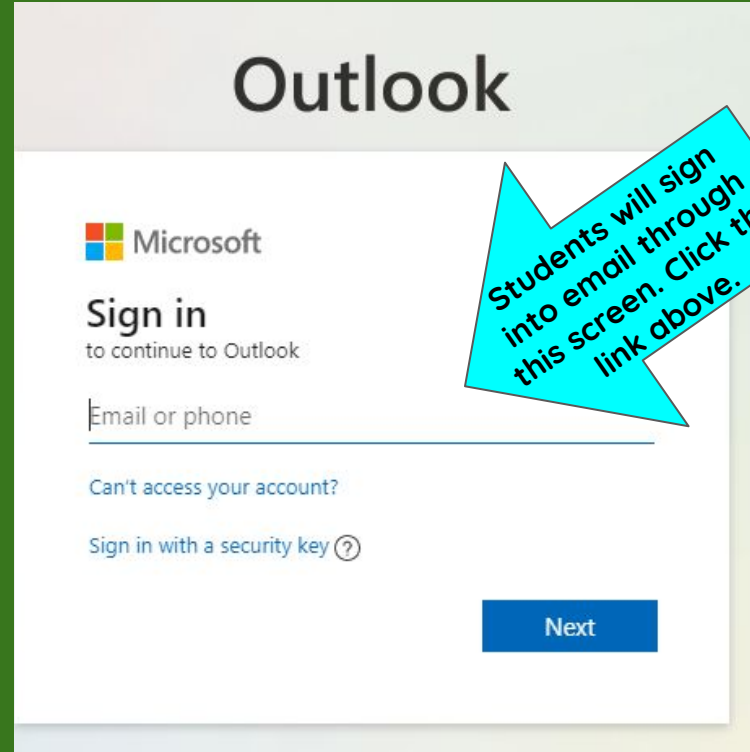


District Email: outlook.office365.com

1. Students will receive emails from teachers to their Outlook accounts. Students are responsible for checking this email.

DO NOT USE THE EMAIL FEATURE IN GOOGLE CLASSROOM.

2. Help your child sign into their ebnet email using their login and password. You may need to do this twice, that is okay.



How to Help Your Student Communicate with Their Teachers

1. Write something in the subject line so your teacher knows what you are asking.
2. Say hello.
3. Ask your question.
4. Say thank you.
5. Sign your name and the class you are in.
6. Click send.

The screenshot shows an email composition interface. At the top, there are buttons for 'Send', 'Attach', 'Encrypt', 'Discard', and a menu icon. The 'To' field contains 'NICOLE STEVENSON' with a red box around the name and an orange arrow pointing to it from a yellow text box that says 'You can find teacher emails on parent access.'. The 'Cc' field is empty. The subject line is '1. Math Question'. The body of the email contains: '2. Hello Mrs. Stevenson,', '3. I have a question about the math assignment from Tuesday. Do we need to answer all 6 questions or only the even problems?', '4. Thank you for your help!', and '5. Kristan M. Shanks Period 3 Math Prime'. At the bottom, there is a red box around the 'Send' button, which is labeled '6.'. Other buttons include 'Discard', 'Attach', 'Image', 'Smiley', and 'Link'. The bottom right corner shows 'Draft saved at 7:52 AM'.

Send Attach Encrypt Discard

To NICOLE STEVENSON

Cc

1. Math Question

2. Hello Mrs. Stevenson,

3. I have a question about the math assignment from Tuesday. Do we need to answer all 6 questions or only the even problems?

4. Thank you for your help!

5. Kristan M. Shanks
Period 3 Math Prime

6. Send Discard Attach Image Smiley Link

Draft saved at 7:52 AM

You can find teacher emails on parent access.

How to get technology help

If you have any email, computer, or device issues, contact...

parentsupport@ebnet.org