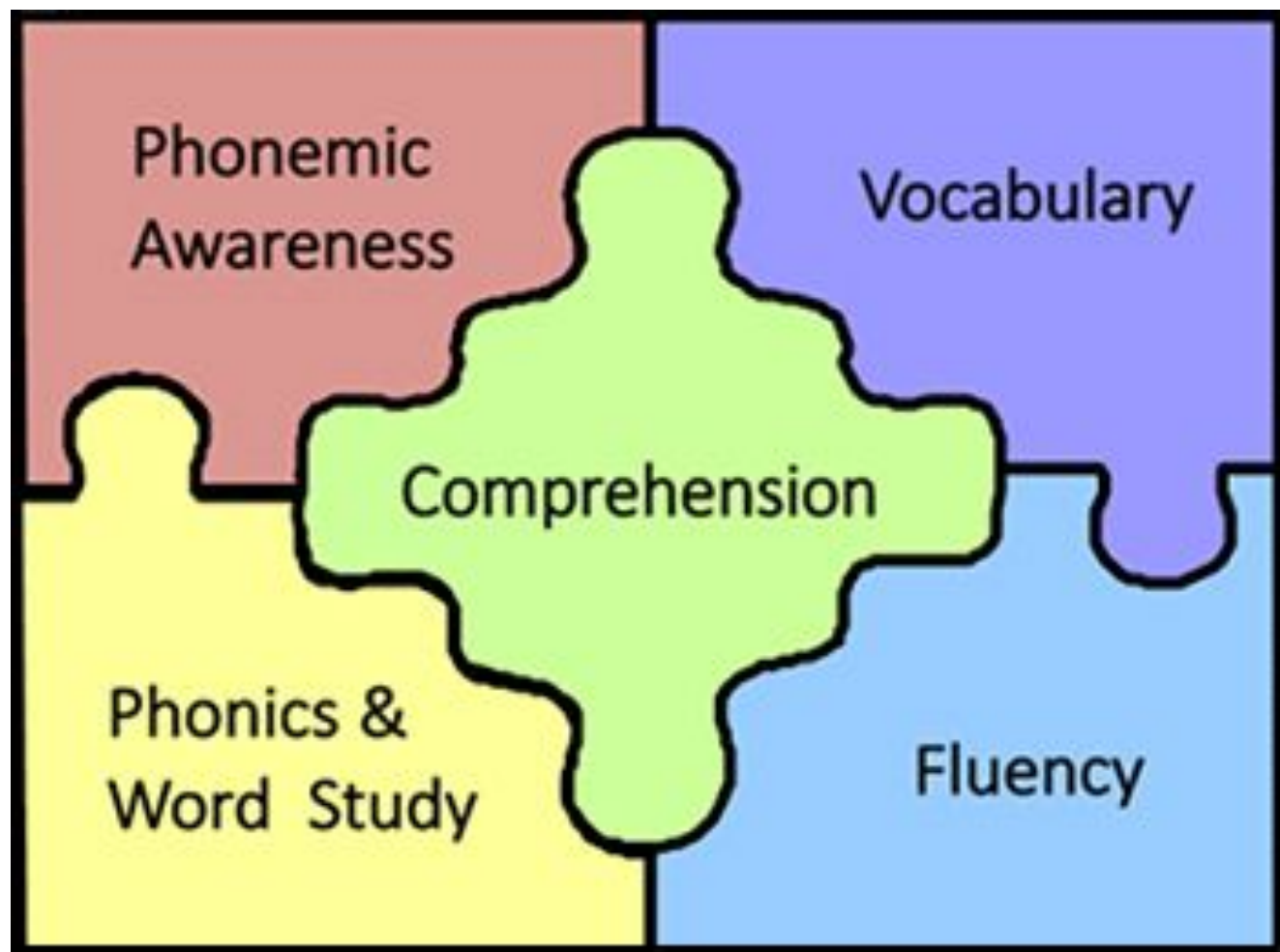


# Phonics/Decoding

A Building Block for Literacy Development



January 10, 2023



# Phonological Awareness -> Phonics

## SOUND-SYMBOL RELATIONSHIP



SOUND  
AWARENESS  
/TH/



**th**

SYMBOL  
AWARENESS

# Progression of Sounds

1 Letter= 1 Sound /S/ or a = short a sound

**sat**

2 Letters that hold their sound when  
together /st/

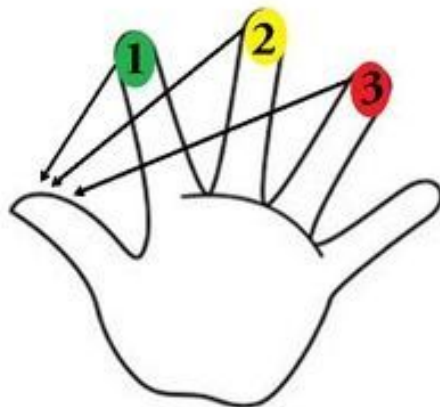
**stop**

2 Letters that make a new sound when  
together /ch/

**chip**

# Fundations Hand Tapping

HOW TO TAP WORDS

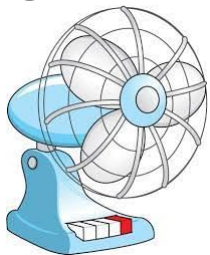


1	2	3
M	A	T


# Phonics Continuum

- Applying Sound-Symbol to read multisyllabic words

fan



fan - tas - tic



- Identifying the syllable types within multisyllabic words

surprise

sur - prise

- Applying phonics knowledge to sentences and text

fluency, expression → comprehension

# Supporting Your Child at Home

- **Talk about letters and sounds** - Help your child learn the names of the letters and the sounds the letters make. Turn it into a game! "I'm thinking of a letter and it makes the sound mmmmmm."
- **Grocery Store Game** - Choose a letter as you're walking into the store. Make a game of finding things in the store that start with that letter.
- **Trace and Say** - Have your child use a finger to trace a letter while saying the letter's sound. Your child can trace on paper, in sand, or on a plate of sugar. Next, see if your child can trace a simple two- or three-letter word (it, at, sat) and sound it out.
- **Syllable Division** - When reading longer words, have your child cut the word into syllables first

Ex: back | pack      rab | bit      ro | bot

# Q&A

- Resources to support your child at home
  - Reading Rockets Article with additional information:  
<https://www.readingrockets.org/teaching/reading-basics/phonics>
  - Video that shows how to pronounce sounds <https://youtu.be/A8sjxXSDRyl>
  - Online websites for phonics practice:

Starfall.com

Kizphonics.com

Splashlearn.com

Phonicsboom.com